
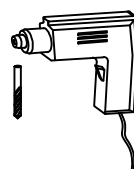
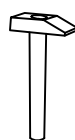
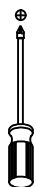
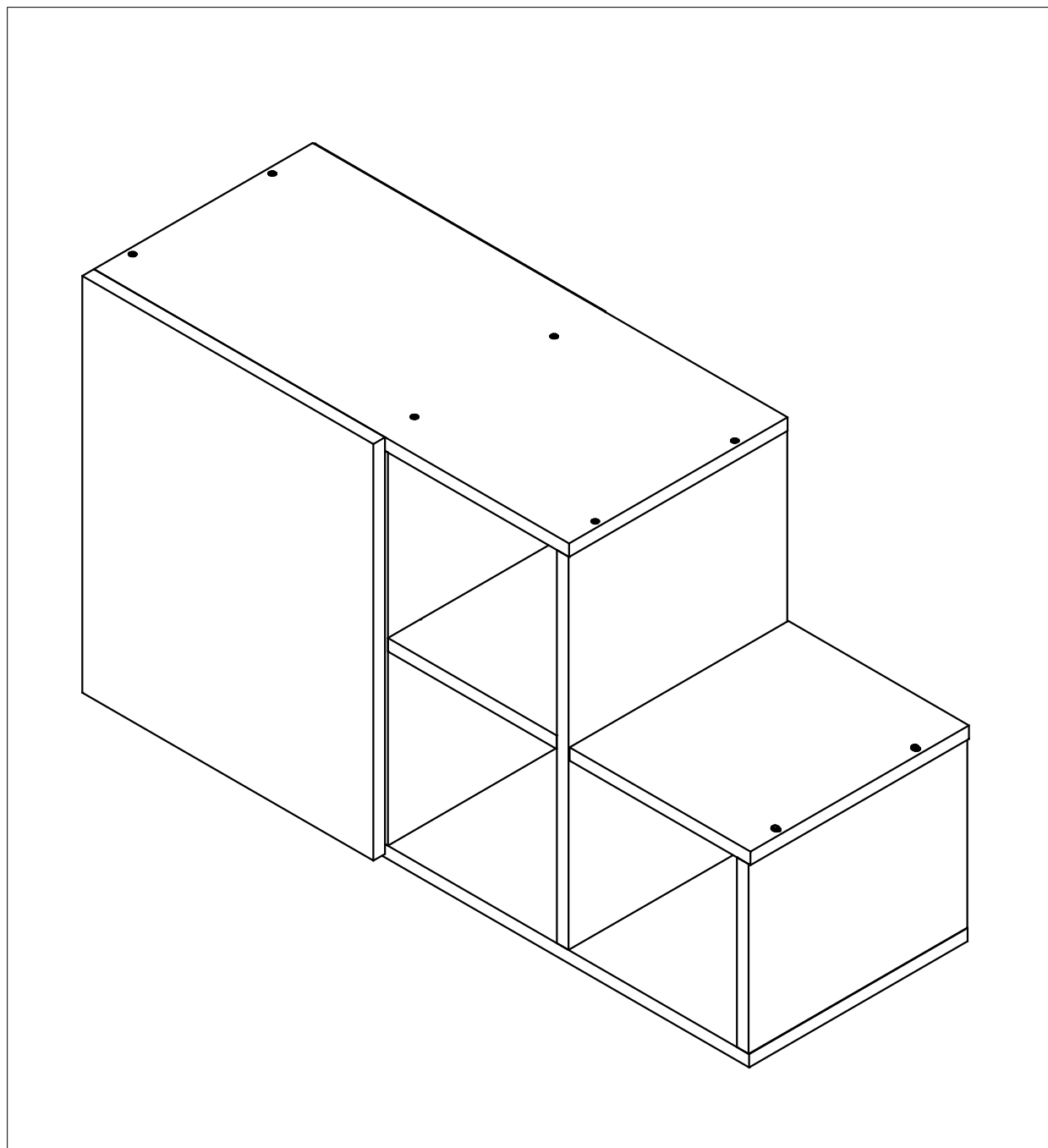


Assembly instructions

Instructiuni de montare

PRODUCT : PINOCHIO – 1 DOOR SUSPENDED ITEM
PRODUS : PINOCHIO – CORP SUSPENDAT 1 USA



ENG**Dear customer,**

– As a furniture producer we would like to inform you that a wall fixing furniture can be good only if the connection between fixing material (plugs) and the wall is better. For the suspended items check the wall and use only appropriate type of dowels (brick, BCA, plasterboard, etc.) purchased from a specialty store.

– Assembler is ultimately responsible for a fixed wall. Installation and laying of electrical items will be made only by qualified personnel and authorized.

– Follow the description and specification of Charge assembly instructions – in case overload that may occur due to children playing, because people, material or due to other factors – we assume no liability as a manufacturer of furniture.

– O perfect functionality of the furniture is assured only if the settlement this adjusts the horizontal and vertical. Only after that will adjust the doors.

– All screws and removable connection elements will be checked and tightened after 5 to 6 weeks to ensure safety of final fixation.

– Do not use abrasive cleansers

– If not follow the instructions on the use, maintenance or installation, if the products or changes, if changes or used parts that do not meet original pieces, then lose any warranty or claim

responsibility of the manufacturer of furniture.

Incarcari maxime pentru polite in Kg:							
Maximum weight in Kg Shelf							
Lungime Length	Grosime PAL melaminat Thick chipboard					Sticla Glass	
	mm	16	18	22	25	28	5 / 6/ 8
0 ≤ 400		8 kg	8 kg	8 kg	10 kg	10 kg	Lungime Length >600=5Kg.
401 ≤ 600		6 kg	6 kg	6 kg	6 kg	6 kg	
601 ≤ 800		5 kg	5 kg	5 kg	5 kg	5 kg	Lungime Length >1000=2Kg.
801 ≤ 1000		3 kg	3 kg	3 kg	3 kg	3 kg	

RO**Stimate client,**

In calitate de producator de mobila am dori sa va informam ca o fixare a mobilei de perete poate fi buna doar daca legatura dintre materialul de fixare (dibluri) si perete este buna. In cazul corpurilor suspendate verificati peretele si folositi doar dibluri corespunzatoare tipului de perete (caramida, BCA, rigips, etc.) achizitionate dintr-un magazin de specialitate. In definitiv montatorul este raspunzator de fixarea de perete.

– Montarea si pozarea articolelor electrice se va efectua doar de catre personal calificat si autorizat.

– Respectati descrierea si specificatiile de incarcare din instructiunile de montaj – in caz de supraincarcare ce poate sa apara datorita copiilor care se joaca, datorita persoanelor, materialului sau datorita altor factori – nu ne asumam nici o raspundere ca producator de mobila.

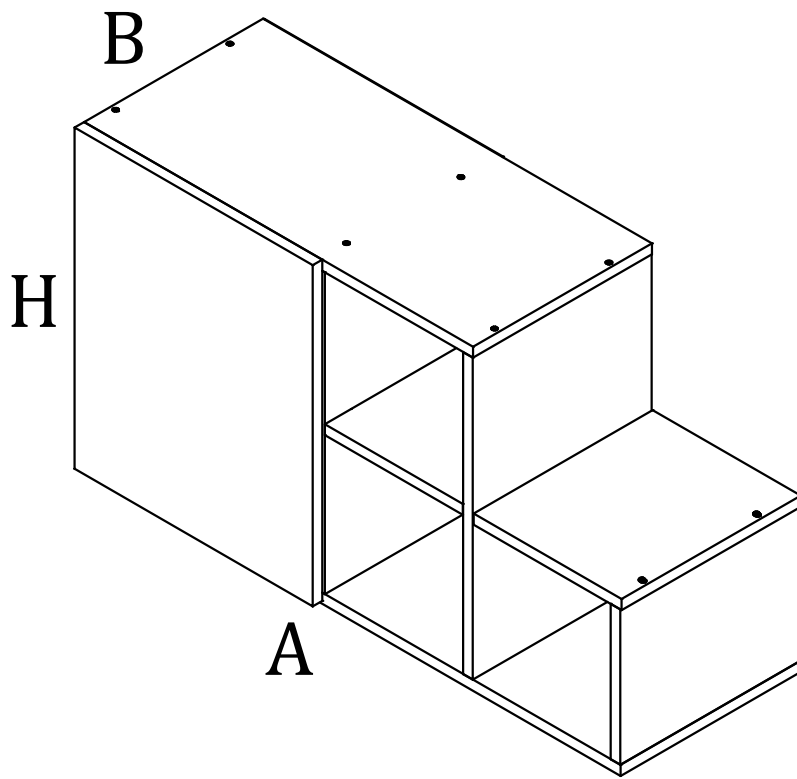
– O functionalitate perfecta a mobilei este asigurata doar in cazul in care la asezare, aceasta se regleaza pe orizontala si verticala. Doar dupa aceasta se vor regla usile.

– Toate suruburile si elementele de imbinare demontabila vor trebui verificate si stranse dupa 5 pana la 6 saptamani pentru a se asigura o siguranta definitiva a fixarii.

– Nu folositi agenti de curatire abrazivi

– In cazul in care nu se respecta instructiunile de utilizare, de deservire sau de montaj, daca se efectueaza modificari ale produselor, daca se schimba piese sau se folosesc piese care nu corespund pieselor originale, atunci se pierde orice garantie sau pretentie de raspundabilitate din partea producatorului de mobila.

Caracteristici tehnice produs



A=901mm.

B=320 mm.

H=500 mm.

Materiale: – Placi din aschii de lemn (PAL), meleminate
de grosime = 16 mm

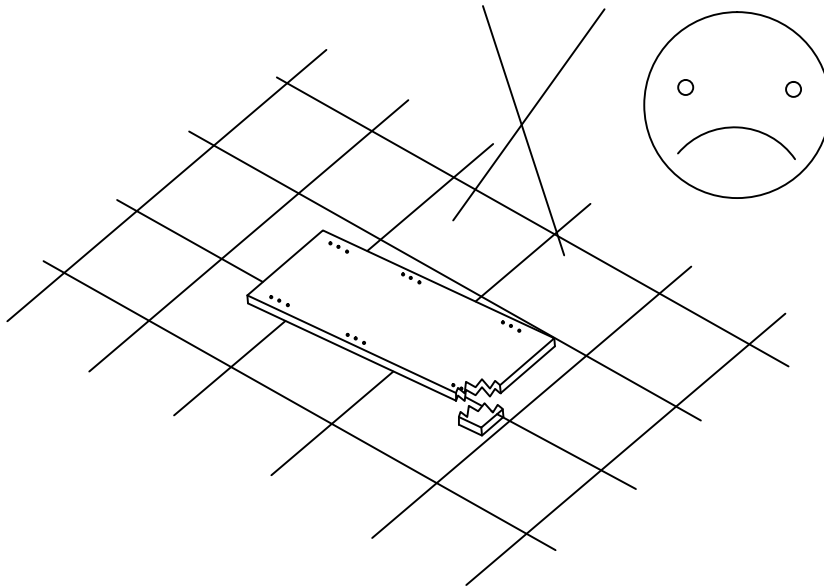
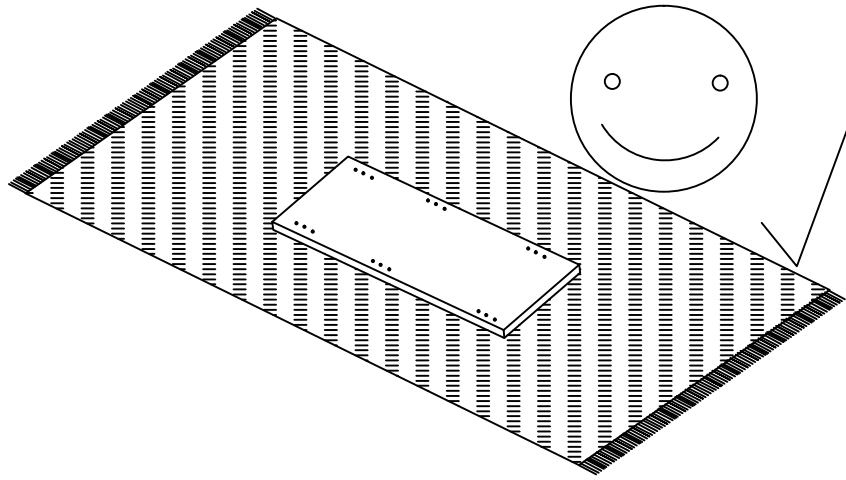
– Cant ABS 0.5 mm – Carcasa

– Placi fibre lemn (HDF) meleminate de grosime = 3mm

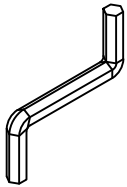
– Cant ABS 1 mm – Fronturi lucioase

– Elemente de imbinare din lemn si metalice

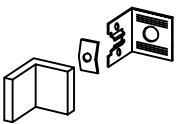
– Balamale aruncatoare metalice



HEX



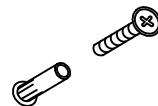
C-01



S-001



SC



T-01



S1-16


∅3.5x16



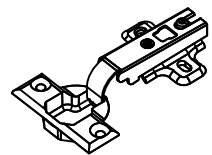
P-02



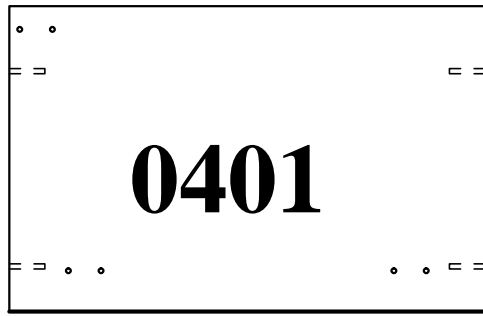
E-50



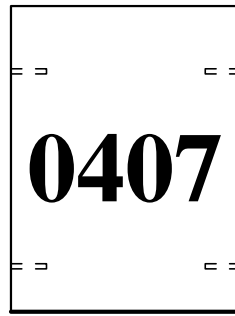
B-01



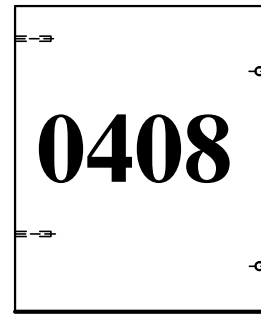
468*300.5*16



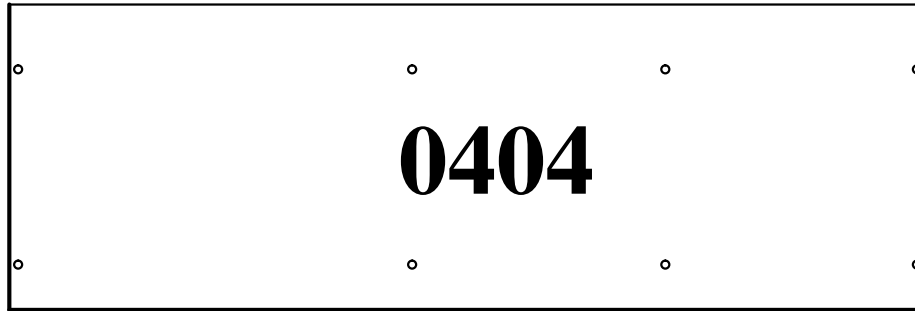
226*300.5*16



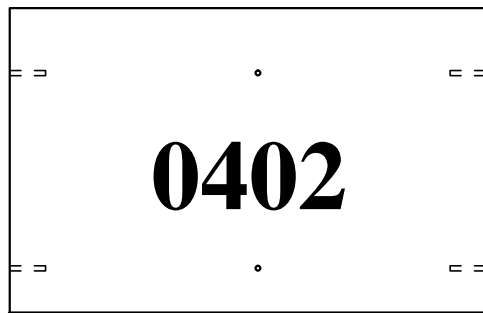
248.5*300.5*16



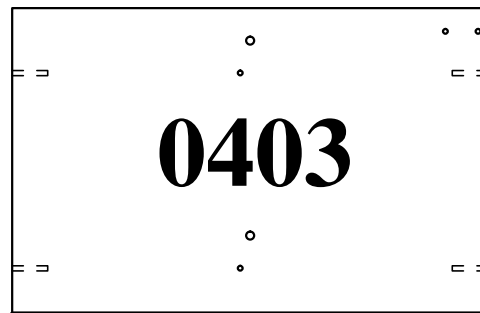
901*300.5*16



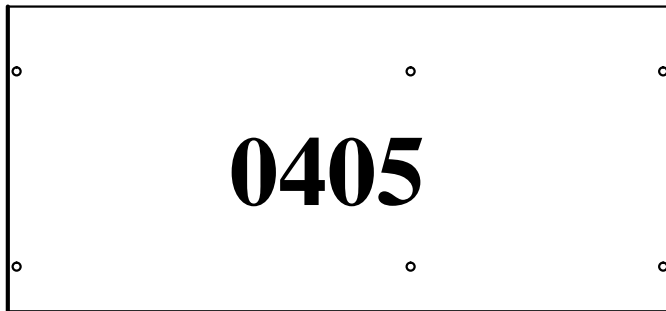
468*300.5*16



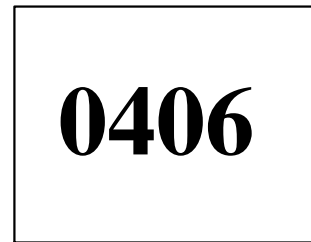
468*300.5*16



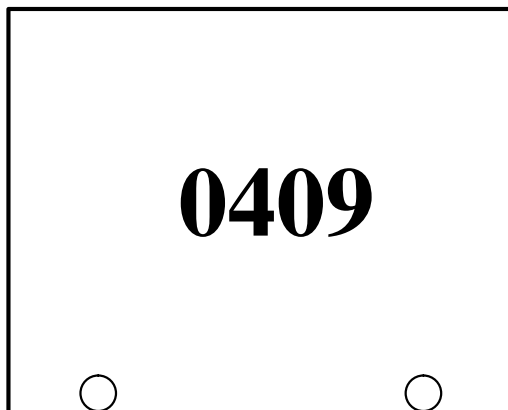
653*300.5*16



232*300.5*16



496*400*16



495*400*3

